


R-16



Features AT A GLANCE:

Reflectix® Insulation is a labor reducer because of its easy to handle and install characteristics

No need to insulate ducts or pipes between the product and the sub-floor

Works great for retrofit installations

WAREHOUSE LOCATIONS:


Markleville, IN

Phoenix, AZ

Greenville, SC

Needham, MA

Reflectix, Inc.
#1 School St. (PO Box 108)
Markleville, IN 46056
(800) 879-3645
Fax: (765) 533-2327
www.reflectixinc.com



REFLECTIX® SUBMITTAL SHEET

CRAWL SPACE INSULATION R-16

When considering options for a crawl space, Reflectix® Double Reflective Insulation is the easiest (to handle) choice available. It comes in convenient roll sizes that install clean and quickly. The product is dust and fiber-free, and does not require any protective garments or respirators to work with.

PRODUCT DESCRIPTION

The Reflectix® Double Reflective Insulation consists of two layers of highly reflective film (94%+ reflectivity) that are bonded to two tough layers of polyethylene. Two inner layers of insulating bubbles and a center layer of polyethylene provide this easy to handle product with high strength and reliability.

REFLECTIX® DOUBLE REFLECTIVE INSULATION PART NUMBERS AND STOCK SIZES

- HVST16050 (16"x 50')
- HVST24050 (24"x 50')
- HVST48050 (48"x 50')

- HVST16100 (16"x 100')
- HVST24100 (24"x 100')
- HVST48100 (48"x 100')

- HVST16125 (16"x 125')
- HVST24125 (24"x 125')
- HVST48125 (48"x 125')

BENEFITS

- R-16 and fiber-free
- Costs less to install than alternative insulations
- Does not require protective clothing or respirators to install

- Resists growth of fungi, mold & mildew
- Does not promote nesting of insects or rodents
- Vapor / Radon retarder
- When properly installed, prevents ground moisture from causing dry rot
- ISO 9001:2008 certified manufacturing location

APPLICATIONS

The Reflectix® Double Reflective Insulation is installed in crawl spaces (floor joists) as a standalone (R-16) or as an additional product to existing insulation.

Double Reflective Technical Data:

Temperature Range:	-60° to 180° F
Nominal Thickness:	5/16 inch (.312)
Weight:	0.771 oz./sq. ft.
Flame Spread Index (ASTM E 84):	Less than 25
Smoke Developed Index (ASTM E 84):	Less than 50
Mounting Method (ASTM E 2599)	
Fire Rating:	Class A/Class 1
Linear Shrinkage:	None
Reflectance (IR):	94%+
Water Vapor Transmission (ASTM E 96):	0.02
Puncture Resistance:	60 lb./in.
Mold and Mildew:	No Growth
Emittance:	Less than 0.06
Tensile Strength:	3.7 N/mm
Pliability:	No Cracking
Hot Surface Performance:	Passed (250° F)

Note: Not for use in direct contact on surface temperatures that are 180° F or greater.




Reflectix® Duct Insulation Products
are ETL and Warnock Hersey Listed.



TESTING & CERTIFICATIONS

- Thermal Performance of Wall Systems ASTM C1363
- Thermal Performance of HVAC Duct System ASTM C335
- Thermal Performance of Crawl Space ASTM C1363
- Hot Surface Performance ASTM C411
- Heat Transfer (Heat Flow Up, Down, Horizontal) ASTM C1363
- Thermal Performance of Reflectix® and Fiberglass in Walls ASTM C1363
- Heat Transfer of Air-Handling Ducts with Reflectix®
- Flame Spread and Smoke Density ASTM E84
- Mounting Method ASTM E2599
- Fungus Resistance Mil-Std 810B Method 508
- Pliability Test ASTM C1224
- Sound Absorption Test ASTM C423 and ASTM E795
- Sound Transmission Loss ASTM E90 and ASTM E413
- Water Vapor Transmission ASTM E96
- Tensile Strength ASTM D751
- Emittance Testing ASTM C1371
- Thermal Performance of Water Heater Jackets
- Intertek: Surface Burning Characteristics of Building Materials ASTM E84 (Taped Joint Detail) Test Report # 3166908SAT-012
- Intertek: Surface Burning Characteristics of Building Materials ASTM E84 (Unslit) Test Report # 3166908SAT-011
- R&D Services: Resistance to the Growth of Fungi ASTM C1338 Test Report # RD072713FR



- State of California
- State of California Licensed Insulation Manufacturer
- State of Minnesota: Filed with Minnesota Insulation Standards Program
- State of Wisconsin: Wisconsin Material Approval, Safety and Buildings Division Approval # 920088-1
- R&D Services Emittance Testing
- R&D Services: Physical Properties Sheet Width, Length, Pliability, Water Vapor Permanence and Aged Water Vapor Permanence
- R&D Services: Water Vapor Transmission Test ASTM E96 (Dessicant Method)

MANUFACTURER'S SUGGESTED INSTALLATION INSTRUCTIONS

Note: Installation instructions and illustrated drawings are recommendations only, while proper local construction methods are the responsibility of the installer.

- Inspect the crawl space and make any needed repairs before installing the Reflectix® Double Reflective Insulation.
- Check the crawl space to determine whether the floor joists are 16" or 24" on-center.
- Determine if there are water pipes and heating ducts which hang below the floor joists. They will need to be insulated. Reflectix® Pipe Wrap and Duct Insulations are designed specifically for this use. There is no need to wrap water pipes or duct work that fall between floor joists. Reflectix® will provide adequate insulating without extra wrapping.
- Start at the end of the house and face staple to the bottom of the floor joists. Seal seams with Reflectix® Foil Tape to create a vapor barrier. At the end, staple up to the sub-floor or band board.
- Note: Existing mass insulation in the joist cavities must be dry prior to installing the Reflectix® product.

